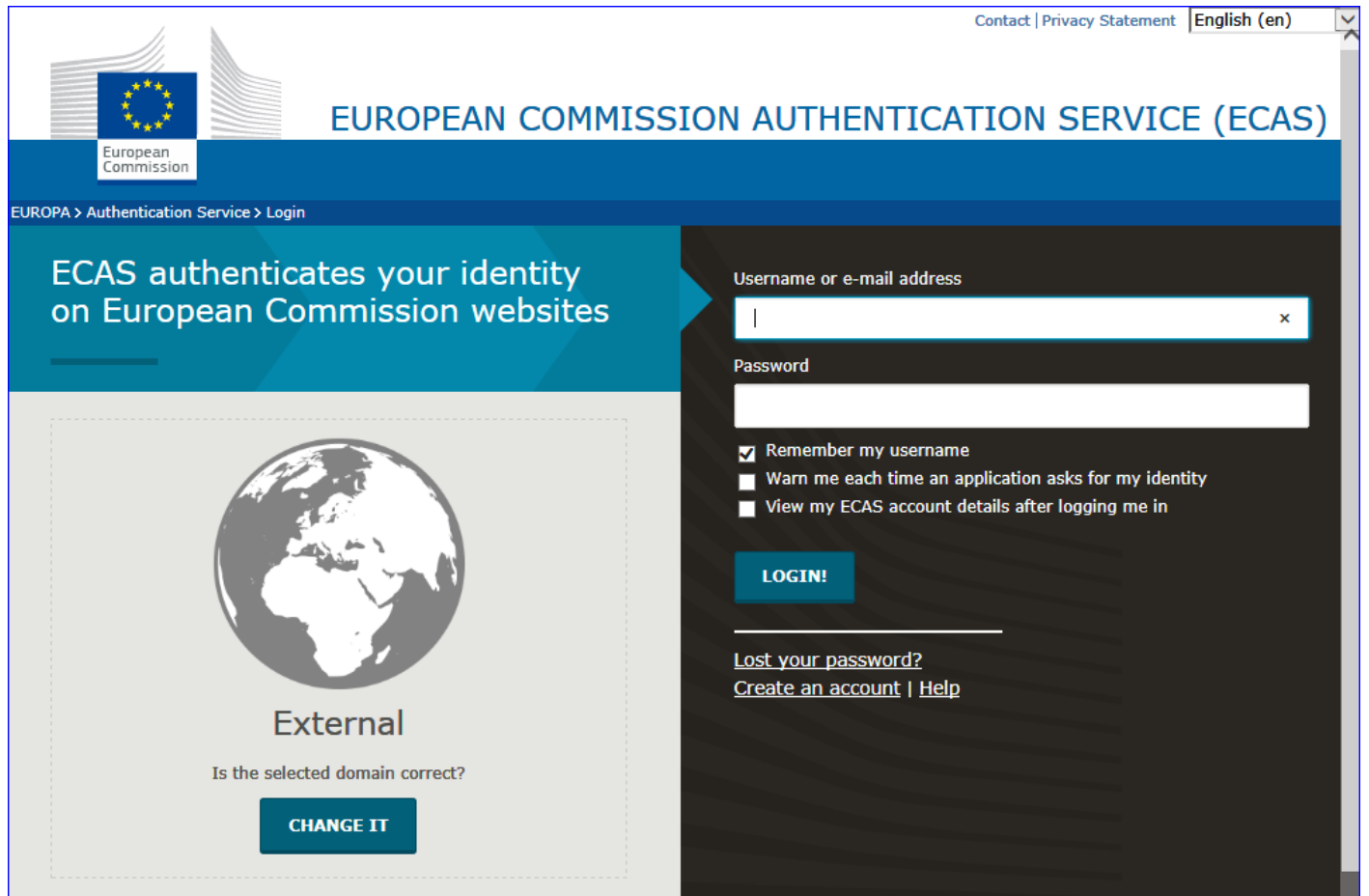


Create an ECAS account

STEP 1: Click on supplied link to enter the general ECAS (European Commission Authentication Service) login page: <https://webgate.ec.europa.eu/cas/>

Select the language of your choice from the drop-down list (*top right*)



The screenshot shows the ECAS login page. At the top right, there are links for 'Contact' and 'Privacy Statement', and a language dropdown menu set to 'English (en)'. The main header features the European Commission logo and the text 'EUROPEAN COMMISSION AUTHENTICATION SERVICE (ECAS)'. Below this, a breadcrumb trail reads 'EUROPA > Authentication Service > Login'. A large blue banner on the left contains the text 'ECAS authenticates your identity on European Commission websites'. The main content area is split into two columns. The left column has a globe icon, the text 'External', and a question 'Is the selected domain correct?' with a 'CHANGE IT' button. The right column contains a login form with fields for 'Username or e-mail address' and 'Password', a 'LOGIN!' button, and three checkboxes: 'Remember my username' (checked), 'Warn me each time an application asks for my identity', and 'View my ECAS account details after logging me in'. At the bottom of the right column are links for 'Lost your password?', 'Create an account', and 'Help'.

To register for the first time, select 'Create an account'.

STEP 2: Fill in the details requested – a simulated account is shown below:

Create an account

[Help for external users](#)

Choose a username

First name





Last name

E-mail

Confirm e-mail

E-mail language ▼

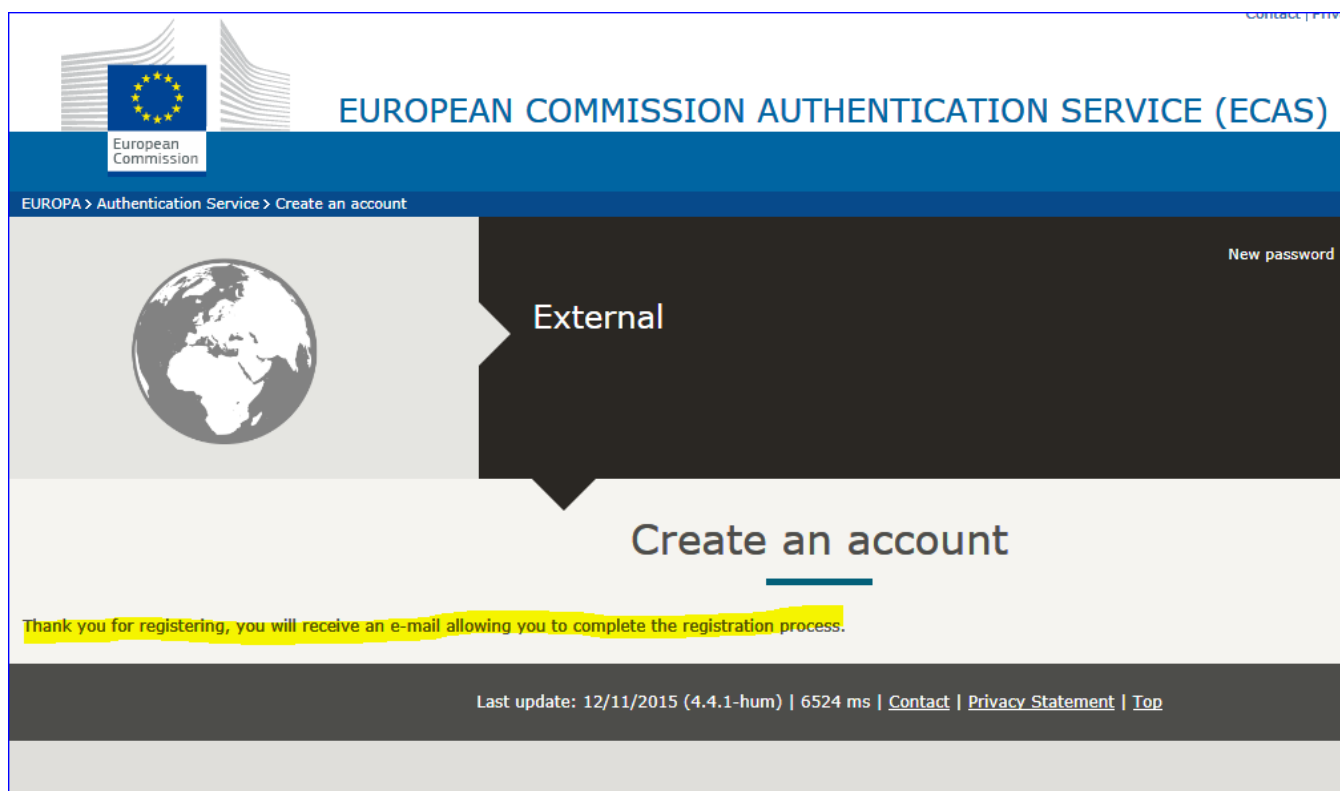
Enter the code



By checking this box, you acknowledge that you have read and understood the [privacy statement](#)

CREATE AN ACCOUNT

If your details have been accepted by the system, you will get the following message:



The screenshot shows the ECAS interface. At the top left is the European Commission logo. The main header reads "EUROPEAN COMMISSION AUTHENTICATION SERVICE (ECAS)". Below this is a breadcrumb trail: "EUROPA > Authentication Service > Create an account". The page features a large graphic with a globe on the left and a dark arrow pointing to the word "External" on the right. A "New password" link is visible in the top right corner. The central heading is "Create an account", followed by a blue underline. A yellow highlighted message states: "Thank you for registering, you will receive an e-mail allowing you to complete the registration process." The footer contains the text: "Last update: 12/11/2015 (4.4.1-hum) | 6524 ms | [Contact](#) | [Privacy Statement](#) | [Top](#)".

STEP 3: Create your password by clicking on the link found in the email sent to you:

From: [European Commission Authentication Service](#)

Sent: 27/11/2015 16:18

To: John Smith

Subject: Your password

Dear John SMITH,

You have been registered in ECAS, the European Commission Authentication Service.

Your user name is **your-user-name**.

To create your password, click:

[this link](#)

You have a maximum of 1 hr 30 min, starting from the time that this message was sent, to create your password, but you are encouraged to do so immediately if possible. After this time, you can make another request by following the same link: you will then need to re-enter your username and confirm your request.

If the above link does not work, you can copy the following address (make sure the complete address is copied!) and paste it into your browser's address bar:

<https://webgate.ec.europa.eu/cas/init/initialisePasswordLogin.cgi?>

[wayf.domain=external&wayf.remember=checked&wayf.submit=Select&uid=ncostaxd&resetCode=TkXIZCJLPtExfahEDU8edG8xsLO7zwGALyzzGJSiTuzK](https://webgate.ec.europa.eu/cas/init/initialisePasswordLogin.cgi?wayf.domain=external&wayf.remember=checked&wayf.submit=Select&uid=ncostaxd&resetCode=TkXIZCJLPtExfahEDU8edG8xsLO7zwGALyzzGJSiTuzK)

Whenever you login, please choose the domain "External", not "European Commission".

Instead of replying to this message, if you have a problem, please follow the help or contact information on the site where you were trying to register.

Note that it may take up to 5 minutes after reception of this mail before the above-mentioned site will recognize your registration.

Sent to you by

ECAS - European Commission Authentication Service

You have now set up an ECAS account which allows users to access most of the digital systems using ECAS authentication managed by the European Commission.

Keep your login and password in a safe place. If you forget your username, you can always use your email address from the registration form instead.

ENISA, as a Regulatory Agency of the European Union, is currently implementing the following digital systems which require ECAS login:

- 'e-Submission' application (via the [e-Tendering website](#))
- 'e-Request' application
- 'e-Invoicing' application

ECAS account rules

1. An ECAS account is unique and can be associated with only one, changeable email address.
2. An ECAS account never expires.
3. An ECAS account can be locked. This measure is only taken after 5 unsuccessful login attempts. The locking is automatically released after 15 minutes.

ECAS password rules

1. A password must contain at least 10 characters from three out of four different character groups:
 - a. Upper Case: A to Z
 - b. Lower Case: a to z
 - c. Numeric: 0 to 9
 - d. Special Characters: !"#\$%&'()*+,-./:;<=>?@[\\]^_`{|}~
2. A password expires 180 days after being changed or initialised.
3. A warning is given 5 days before password expiration.
4. A password cannot be changed until it is at least 1 day old.
5. The last 5 passwords are remembered and cannot be re-used.

ECAS account support

1. ECAS Help website: <https://webgate.ec.europa.eu/cas/help.html>
2. ECAS Helpdesk: DIGIT-USER-ACCESS@ec.europa.eu